



# Richersons

Enterprise Limited

## Designer Arch Fiberglass Doors

*Making a lasting impression with a grand entrance*







## Table of Content

Introduction	4
Features & Benefits	7
Test Summary & Guarantee	8
Open & Beaded	10 - 13
Rustic Mahogany	14 - 15
Craftsman	16 - 17
Teak	18 - 19
Commercial / Fire-rated	20 - 21
Composite Jambs	23
Specifications	24 - 26

# ABOUT RICHERSONS



## MANUFACTURING

Nan Ya Plastics Corporation, the largest company in the Formosa Plastics Group, is a world leader in plastics innovation and manufacturing. Formosa is vertically integrated which ensures the utmost in quality control and coordination throughout all steps of the production process, from raw material to finished products.



## FINISHED PRODUCTS

Combining modern technology with European style and elegance, we have developed and perfected the highest quality fiberglass doors available on the market today. Over the past 15 years, we have revolutionized the door industry with our weatherproof technology and many other innovative features and designs.



## DISTRIBUTION

Richersons Enterprise Limited is the exclusive Canadian Master Distributor for Nan Ya Plastics Corporation. Established in 1997, Richersons has grown from a single 10,000 sq. ft. warehousing facility to two locations in Langley, B.C., and Richmond Hill, Ontario with a combined space of 60,000 sq. ft. To provide a complete coast to coast service, we also work with our partner, Madero Distribution, which has warehouse facilities in Calgary, Saskatoon, and Winnipeg, in providing the largest assortment of in stock products and the best service to meet the needs of door manufacturers.







# Features & Benefits

## High Performance Fiberglass Skins

- \* Made of compression-molded fiberglass that is 10X tougher than steel to provide superior protection and durability
- \* Will not crack, split, swell or warp like wood doors
- \* Will not dent or rust like steel doors

## Waterproof Composite Top & Bottom Rails

- \* Easy to trim if required
- \* No wood. Will not absorb moisture and will not rot
- \* Pre-machined for effortless installation of bottom sweep

## Internal Wood Lock Block

- \* Full length internal structure to prevent thermal bow
- \* Vertical support components provide added security

## Deep & Stylish Panel Emboss

- \* Deep embossed panels create beautiful shadow lines and the look of a real wood door at a fraction of the price

## Waterproof Composite Stiles

- \* Easy to machine
- \* Stronger screw holding capability
- \* Better performance than wood stiles - Will not delaminate, warp, rot or splinter
- \* Beautifully finished & sealed edges and corners

- \* Available in the following woodgrain and smooth options :



Fir



Oak



Rustic Mahogany



Smooth white



True White Oak  
(non-stocking)

## Environmentally Friendly Polyurethane Core

- \* Designer Arch fiberglass doors are Energy Star qualified that are 6X more energy efficient than wood doors



# Test Summary & Guarantee



## TESTING RESULTS BY "ETC LABORATORY"

ASTMd1761	Screw holding Capacity Test
	Minimum load : 450 lbs
	Designer Arch door load : 867 lbs
ASTMf1450 Sec. 7.3	Door Static Load Test
	Minimum load : 1,000 lbs
	Designer Arch door load : 2,169 lbs
ASTMd1666	Machining Test
	Designer Arch door met requirements for sawing, planing, routing, boring, drilling and chiselling.
ASTMe283	Air Infiltration
	Test pressure : 1.57 psf (25 mph)
	Designer Arch results : 0.10 scmf/ft.
ASTMe331	Water Resistance
	Test pressure : 2.86 pst (25 mph)
	Designer Arch results : Passed, no leakage past innermost.
ASTMe330	Uniform Structural Load
	Test pressure : 50.0 psf
	Designer Arch results : Pass, no failure
NFRC STC Rating	U value = 0.15
	Rating = 29

Our unsurpassed vertical integration and ISO 9001 / ISO 14000 monitored manufacturing processes really help to support our R&D team. This particular patented innovation protects every Designer Arch fiberglass door from moisture infiltration. Water cannot penetrate due to the following design innovations :

- \* HIGH IMPACT COMPRESSION MOLDED FIBERGLASS SKINS are "weatherproof" and will not delaminate, corrode, mold or mildew. Of course the doors also do not dent, rust, warp, crack, split, splinter, or rot, and are very easy to keep clean.
- \* WATERPROOF COMPOSITE STILES AND RAILS are sealed and beautifully finished to protect all edges of the door from moisture penetration that could harm the inner insulation. This composite material will not delaminate or splinter and boasts twice the screw-holding capacity of typical wood - edge doors. The top and bottom rails are also composite components that prevent water seepage, are easy to trim and pre-machined to accommodate the bottom weather sweep.
- \* FULL LENGTH LOCK BLOCK and more internal structure than any door of its kind in North America. This structural reinforcement also ensures added security against forced entry and provides incomparable stability.
- \* WE GUARANTEE IT! We back every door with a 25 YEAR LIMITED warranty. We not only stand behind any manufacturing defects, but also warrant against "THERMAL BOW".

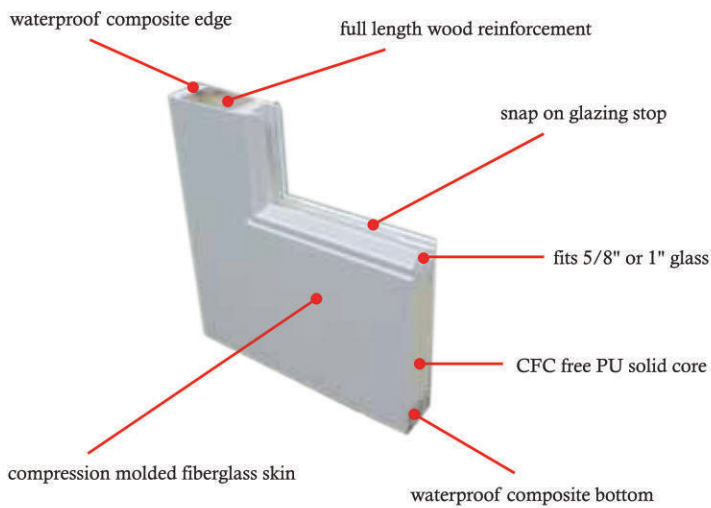
Come home to quality and comfort; rest easy with a  
DESIGNER ARCH FIBERGLASS DOOR...



**Saint Mark's  
Church**  
1000 E. 10th Ave.  
Denver, CO 80202  
SERVICES FOR  
PARENTS & CHILDREN  
SCHEDULE OF SERVICES  
POSTED HERE  
RECTOR  
- Rev. Mark A. Tietjen -

# FLUSH - GLAZED ONE LITE

Aesthetically superb flush glazed doors provide a sleek, clean look for your fiberglass door, while giving you all the same durability and performance features of our standard fiberglass doors.



- \* Available in both wood grain & pre-finished smooth white
- \* No screw cap plugs or traditional glass insert frames to deal with
- \* Sleek snap-on internal glazing stops hold glass in place
- \* Exterior frame molded design is another example of our advanced technology
- \* Impressive construction offers improved strength and performance
- \* Increased light brightens up any room
- \* Larger viewing area to take in the great outdoors
- \* Additional internal structural support on both sides of the door









MAHOGANY

WOOD GRAIN



T E X T U R E D

F I B E R G L A S S



RG21



RG22



RG26 (8ft)

## M A H O G A N Y   S E R I E S

The mahogany wood grain series emulates the beauty of natural hardwood.

Stain or paint the fiberglass doors to achieve an individualized look.

The above slabs are shown stained. When ordered, they arrive as a light almond to accept the paint or gel stain.

R U S T I C

D O O R S

F I R      W O O D G R A I N



C R A F T S M A N      D O O R S



### CRAFTSMAN OPTIONS

All Craftsman doors include a custom factory glazed insert. An optional four block dentil shelf, and three or six lite SDL kit is also available. These door slabs are shown stained. When ordered, they arrive as a light almond colour to accept the paint or gel stain.




Metropolis



Spring



Clear





Even Better  
Than the real thing



## TEAK SERIES

Long praised for its natural beauty and endurance to the elements, teak has become one of the most valued wood species on the planet. This modern fiberglass teak design is perfect for contemporary or traditional design.

Since teak is typically left unfinished, this fiberglass slab will look best in a natural or light coloured stain. When ordered, these slabs arrive in a light almond colour to accept the selected paint or gel stain.

TEAK GRAIN



INTEGRATED SOLID LINE

COMBINATION SELECT



SLAB  
TG71

SIDELITE  
TS71



S T R E N G T H

D U R A B I L I T Y

S A F E T Y

C O M P A T I B I L I T Y

CONDOMINIUMS

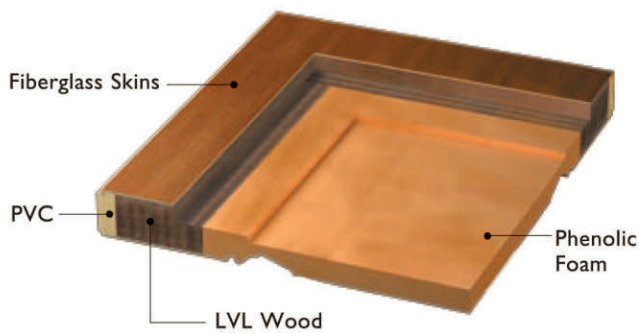
SCHOOLS

HOTELS

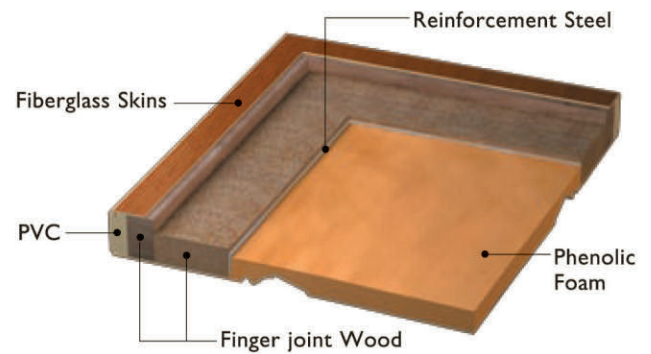
BUSINESSES



**20 Min. (Standard)**

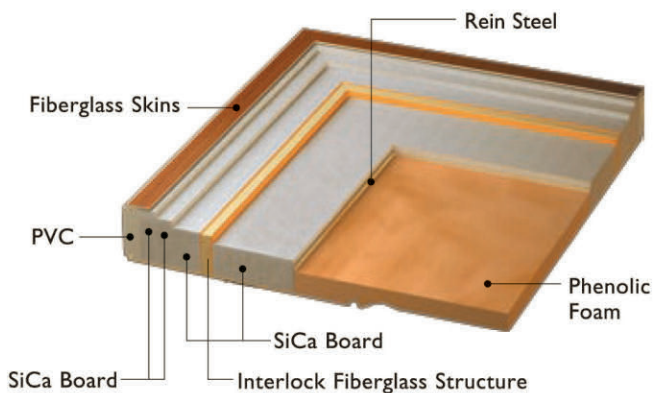


**20 Min. (Thermal Bow Resistant Spec.)**




**45/60 Min. (Light Commercial & 6 Panel Interlock Design)**

\*6BP 6 Panel mould is only available in 3'0"x6'8"



**45/60/90 Min. (Commercial)**




# GEL STAIN b y O L D M A S T E R S

One can only see the true beauty of Designer Arch fiberglass doors by finishing them with stain or paint. That is why Richersons has made this job easy by carefully selecting and offering staining products from one of the best stain manufacturers in the industry, **Old Masters**. Richersons currently carries a good selection of trendy colors. They are available in a standard gel stain quart can or fully equipped stain kit that contains everything one needs to finish a door system. To protect the stain, Richersons also offers an UV reflective varnish in quart or gallon size.




Special Walnut



Vintage Burgandy



Dark Walnut



Provincial



Early American



Red Mahogany

\*Any new color added will be posted on our website



# COMPOSITE FRAMES



Richersons' Composite jamb offers built-in advantages unmatched in the industry. It's maintenance free design means less work for you and a longer life for your entry unit. Composite frames are very strong with superior screw holding power and a tough exterior finish. They eliminate the need for cladding and reduce the possibility of job site damages.

Composite components are very durable and with the elimination of water absorption there is no rotting, molding, swelling or warping making them virtually maintenance free.



4-9/16" jamb PA961SG



4-9/16" jamb PA961WG



6-9/16" jamb PA962SG



6-9/16" jamb PA962WG



Astragal PA965SG



Astragal PA965WG



Brickmold PA964SG



Brickmold PA964WG



Burlap PAS10SG



Burlap PAS10WG



Sidelite bead PA966SG



Sidelite bead PA966WG



Transom bead PS942SG



Transom bead PS942WG



T-cap PS051SG



T-cap PS051WG



Small extension PS717SG



Small extension PS717WG



Extension block PA967SG



Extension block PA967WG



Extended Brickmold PA968WG

Available in both smooth white and textured grain finishes, the customer is able to match any color and style.

Nan Ya Fire Rated Doors have a 20 minute Warnock Hersey fire rating which are tested and certified with the composite frame.

## Oak Grain



Width x Height	Flush WG00	4 panel WG46	6 panel WG68	2 panel WG25	3/4 lite WG49	New England WG48	3 panel WG3B
41-3/4" x 79"	•						
35-3/4" x 79"	•	•	•	•	•	•	•
33-3/4" x 79"	•	•	•	•	•	•	•
31-3/4" x 79"	•	•	•	•	•	•	•
29-3/4" x 79"	•						
34-3/4" x 76-5/16"	•						
28-3/4" x 76-5/16"	•						
41-3/4" x 84"	Δ						
35-3/4" x 84"	•			•		Δ	Δ
33-3/4" x 84"	•			•		Δ	Δ
31-3/4" x 84"	•			•		Δ	Δ
29-3/4" x 84"	Δ						



Width x Height	3/4 oval WG34	1/2 lite OB WG23	6 lites WG66	Parliament WG81	9 panel WG91	3/4 lite wide WG32
35-3/4" x 79"	•	•	•	•	•	•
33-3/4" x 79"	•	•			•	
31-3/4" x 79"	•	•				



Width x Height	Flush WS00	4 panel WS46/68	3/4 lite WS49	3/4 oval WS34	1/2 lite OB WS23	Parliament WS81
13-3/4" x 79"	•	•	•	•	•	•
12" x 79"	•	•	•	•		
13-3/4" x 84"	•					
12" x 84"	Δ					



### 95" Height Oak Grain Textured

Width x Height	Flush WG01	6 panel WG64	3 panel WG37	Parliament WG82	Flush WS01	3 panel WS37
41-3/4" x 95"	•		Δ	Δ		
35-3/4" x 95"	•	•	•	•		
33-3/4" x 95"	•		•			
31-3/4" x 95"	•	•	•			
29-3/4" x 95"	•					
13-3/4" x 95"					•	•
12" x 95"					Δ	Δ

#### NOTE :

- Indicates that this is an item available to order. While many of these products are in stock in our distribution centers, some styles and sizes are available with limited supply.
- Δ Indicates this item is not a standard stocking product and is available to order as a special order.

## Smooth White



Width x Height	Flush SG00	4 panel SG46	6 panel SG68	2 panel SG25	3/4 lite SG49	New England SG48	3 panel SG3B
41-3/4" x 79"	•						
35-3/4" x 79"	•	•	•	•	•	•	•
33-3/4" x 79"	•	•	•	•	•	•	•
31-3/4" x 79"	•	•	•	•	•	•	•
29-3/4" x 79"	•						
34-3/4" x 76-5/16"	•						
28-3/4" x 76-5/16"	•						
41-3/4" x 84"	Δ						
35-3/4" x 84"	•			Δ		Δ	Δ
33-3/4" x 84"	•			Δ		Δ	Δ
31-3/4" x 84"	•			Δ		Δ	Δ
29-3/4" x 84"	Δ						



Width x Height	3/4 oval SG34	1/2 lite OB SG23	6 lites SG66	Parliament SG81	2 panel 2236 SG2F
35-3/4" x 79"	•	•	•	•	•
33-3/4" x 79"	•	•			•
31-3/4" x 79"	•	•			•



Width x Height	Flush SS00	4 panel SS46/68	3/4 lite SS49	3/4 oval SS34	1/2 lite OB SS23	Parliament SS81
13-3/4" x 79"	•	•	•	•	•	•
12" x 79"	•	•	•	•		
13-3/4" x 84"	•					
12" x 84"	Δ					



### 95" Height Smooth White

Width x Height	Flush SG01	6 panel SG64	3 panel SG37	Parliament SG82	Flush SS01	3 panel SS37
41-3/4" x 95"	•		Δ	Δ		
35-3/4" x 95"	•	•	•	•		
33-3/4" x 95"	•		•			
31-3/4" x 95"	•	•	•			
29-3/4" x 95"	•					
13-3/4" x 95"					•	•
12" x 95"					Δ	Δ

#### NOTE :

- Indicates that this is an item available to order. While many of these products are in stock in our distribution centers, some styles and sizes are available with limited supply.
- Δ Indicates this item is not a standard stocking product and is available to order as a special order.

## Open & Beaded



Width x Height	WG12	WS12	SG12	SS12	WG18	WS18	SG18	SS18
35-3/4" x 79"	● □		● □					
33-3/4" x 79"	● □		● □					
31-3/4" x 79"	● □		● □					
29-3/4" x 79"	● □		● □					
34-3/4" x 76-5/16"	●		●					
28-3/4" x 76-5/16"	●		●					
13-3/4" x 79"		● □		● □				
35-3/4" x 84"	Δ		Δ					
33-3/4" x 84"	Δ		Δ					
31-3/4" x 84"	Δ		Δ					
29-3/4" x 84"	Δ		Δ					
13-3/4" x 84"		Δ		Δ				
35-3/4" x 95"					● □		● □	
33-3/4" x 95"					● □		● □	
31-3/4" x 95"					● □		● □	
29-3/4" x 95"					● □		● □	
13-3/4" x 95"						● □		● □

## Craftsman



Width x Height	FG39	SG39	FS39	SS39	FG3A	SG3A	FS3A	SS3A
35-3/4" x 79"	S, M, C	S, M, C						
13-3/4" x 79"			S, M, C	S, M, C				
35-3/4" x 95"					S, M, C	S, M, C		
13-3/4" x 95"							S, M, C	S, M, C

Note : S = Spring, M = Metropolis, C = Clear

## Mahogany



Width x Height	RG22	RG21	RG26
35-3/4" x 95"			●
35-3/4" x 79"	●	●	

## Teak



Width x Height	TG71
41-3/4" x 79"	Δ
35-3/4" x 79"	●
33-3/4" x 79"	●
31-3/4" x 79"	●
13-3/4" x 79"	Δ
41-3/4" x 84"	Δ
35-3/4" x 84"	Δ
33-3/4" x 84"	Δ
31-3/4" x 84"	Δ
13-3/4" x 84"	Δ

## Narrow lite



Width x Height	SGNL
41-3/4" x 79"	Δ
35-3/4" x 79"	●
33-3/4" x 79"	●
31-3/4" x 79"	●
41-3/4" x 84"	Δ
35-3/4" x 84"	Δ
33-3/4" x 84"	Δ
31-3/4" x 84"	Δ

Note : ● indicates this item is in stock

Note : □ indicates this item has a large glass (LG) option

Note : Δ indicates this item is available to order as a special order



Photos courtesy of Northview Windows & Doors



# Richersons

Enterprise Limited



VANCOUVER

CALGARY

SASKATOON

WINNIPEG

TORONTO

Richersons Distribution  
[www.richersonsdoors.com](http://www.richersonsdoors.com)

T (604) 882-1080

F (604) 882-1086

Madero Distribution  
[www.madero.ca](http://www.madero.ca)

T 1.866.664.7664

F 1.403.204.7665

Madero Distribution  
[www.madero.ca](http://www.madero.ca)

T 1.800.667.6977

F 1.306.934.7644

Madero Distribution  
[www.madero.ca](http://www.madero.ca)

T 1.855.706.0200

F 1.204.594.0201

Richersons Distribution  
[www.richersonsdoors.com](http://www.richersonsdoors.com)

T (905) 889-4406

F (905) 889-4997