



## 2026 ENTRY DOOR PRODUCT CATALOG







# We make your life better<sup>®</sup>

At ODL, we aim to make your life better with everything we do and every product we make.

Driven by continual innovation and trusted customer partnerships, ODL is an established leader in the world of building materials delivering high-quality door and insulated glass offerings.

Our customers can expect products that go beyond functionality, featuring style, superior build quality, innovation, and a trustworthy relationship.





## Why ODL

From the creation of the first doorlight on record in the early 1950s, we've been committed to building value through innovations in materials and manufacturing processes. We continue to invest in research and thoughtful design, bringing forward trends and technologies that meet the needs of today—and often inspire the possibilities of tomorrow. We aren't afraid to lead. When you buy from ODL, you're choosing more than a manufacturer. You're choosing a partner dedicated to quality, innovation, and a better experience at every stage.





## CONSISTENTLY MAKING LIVES BETTER FOR OVER 80 YEARS

### **INDUSTRY LEADER IN SERVICE**

Our customer relationships are founded on consistent performance and trust built over time.

### **LEGACY OF BROADER SELECTION**

Our industry-leading doorglass offering combined with our extensive assortment of fiberglass and steel doors fulfills a wide range of individual tastes and market needs.

### **QUALITY IS OUR PRIORITY (BUILT TO LAST)**

Entry solutions that work overtime, every time.

### **FRESH IDEAS, BIG AMBITIONS**

We're always at work on what's next in security, performance, and style.



# Doorglass Collections

## **ELEVATE YOUR ENTRANCE**

From grandiose camed decorative designs to subtle privacy + textured to classic clear—doorglass can be combined with your door's design elements to create a stunning look and a lasting impression.

With 80 years of industry-leading expertise, our doorglass is engineered and crafted to be exactly what your home needs.

## **WE KNOW DOORGLASS—IT'S WHAT HAS DEFINED ODL FOR DECADES.**

Our experience is evident in the quality of our handcrafted glass, cut and shaped for a range of home styles across the country. ODL's experience is also reflected in the quality of doorglass construction: two panels of tempered safety glass, insulated for air- and water-tight performance. When you look at any one of our decorative doorglass products, you see a cohesive composition, with many individual elements coming together to create that design.

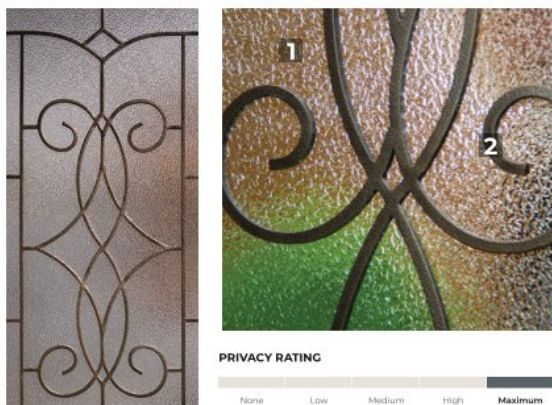
Thermally sealed doorglass adds up to energy savings by reducing heat loss in the winter and solar heat gain in the summer. Available as an option, Low-E glass reduces heating and cooling costs, protects fabrics and carpets from fading, and reduces condensation.





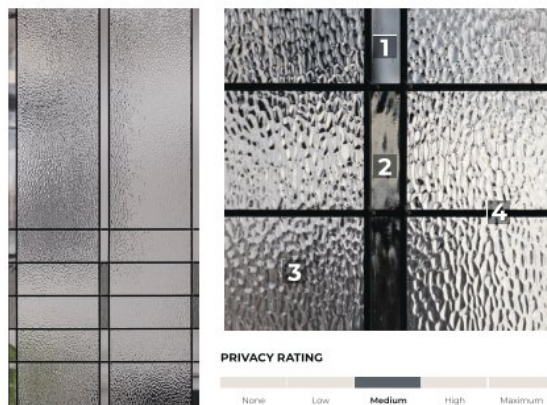


## ASHBURY PAGES 70, 145



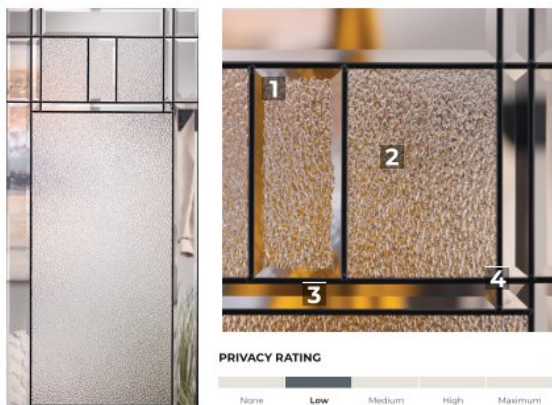
1. Granite Glass
2. Bronze Vein Wrought Iron

## BAY POINT PAGES 71, 145



1. Flat Seedy Glass
2. Gray Softwave Glass
3. Hammered Glass
4. Patina Caming

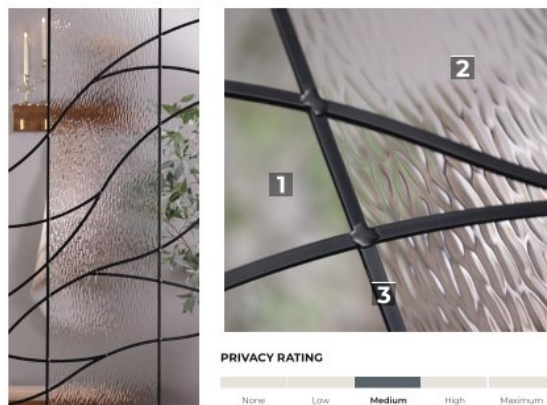
## BERKLEY PAGES 50, 72, 146



1. Granite Bevels
2. Granite Glass
3. Clear Bevels
4. Patina Caming


## BRISSELLE PAGES 50, 73, 146

NEW



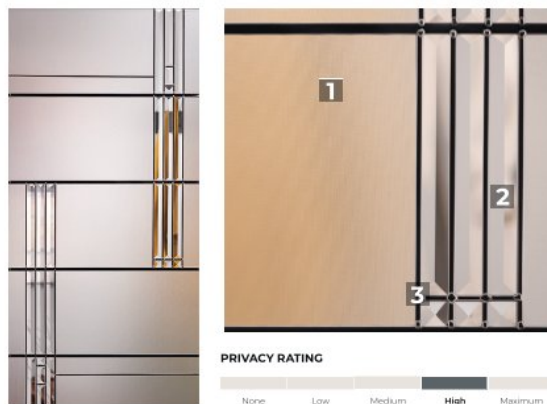
1. Clear Glass
2. Double Waterglass

## CADENCE PAGES 74, 147



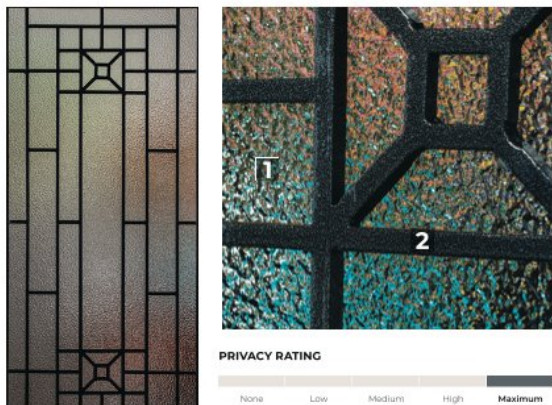
1. Clear Bevels
2. Ripple Glass
3. Heavy Hammered Glass
4. Patina Caming

## CALANDRA PAGES 75, 147




1. Micro-Cubed Glass
2. Clear Bevels
3. Black Chrome Caming

## COURTYARD PAGES 76, 148



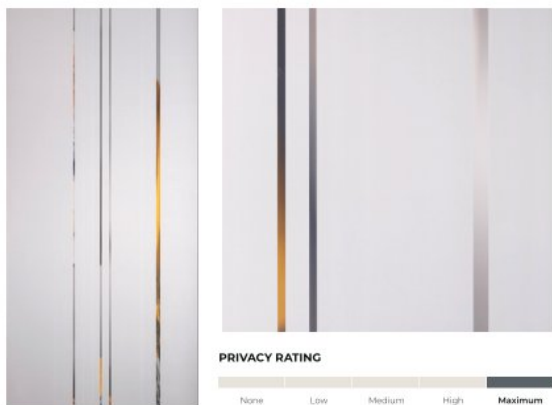
1. Granite Glass
2. Nickel Vein Wrought Iron

## CROSSWALK PAGES 77, 148




1. Micro-Iced Granite Glass
2. Clear Softwave Glass
3. Gray Softwave Glass
4. Platinum Nickel Caming

## CYNDI PAGES 78, 149




1. Sandblasted Texture Enclosed in Glass on Surface 3
2. Sandblasted Texture Enclosed in Glass on Surface 3

## DORIAN PAGES 51, 79, 149



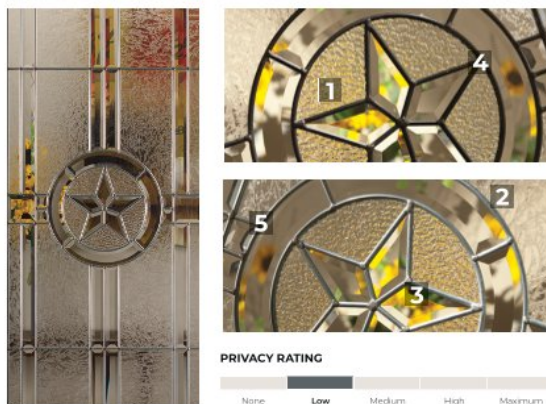
1. Scribble Glass
2. Micro-Granite Glass
3. Gray Softwave Glass
4. Black Aluminum Caming
5. Silver Aluminum Caming

## EDGEWOOD PAGES 80, 150



1. Doodle Glass
2. Frosted Bevels
3. Frosted Glass
4. Streamed Glass
5. Patina Caming


## ELEGANT STAR PAGES 81, 150



1. Granite Glass
2. Glue Chip Glass
3. Clear Bevels
4. Patina Caming
5. Platinum Nickel Caming




## EMPIRE PAGES 82, 151



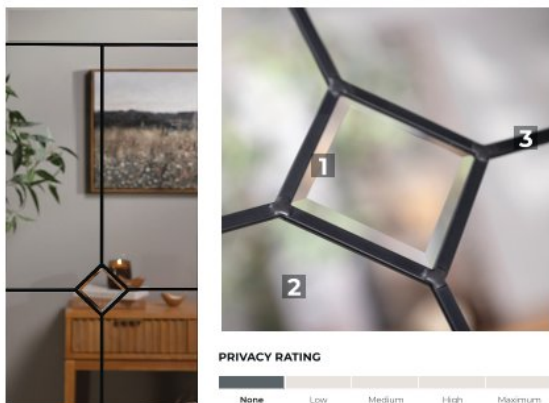
1. Clear Bevels
2. Chinchilla Glass
3. Clear Glass
4. Granite Glass
5. Patina Caming

## FRAGRANCE PAGES 83, 151



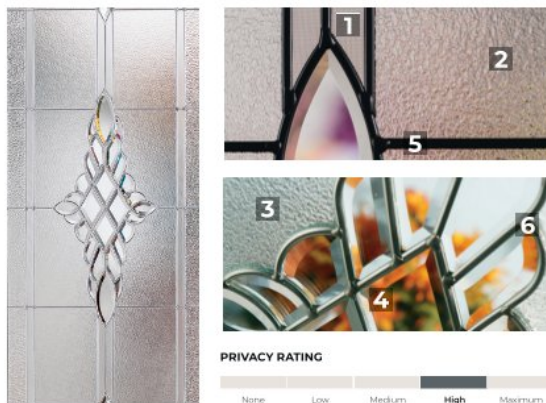
Sandblasted Texture Enclosed  
in Glass on Surface 3

## GARRISON PAGES 51, 84, 152 NEW



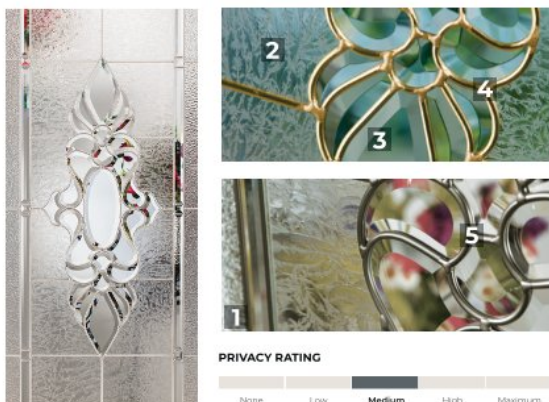
1. Clear Bevels
2. Clear Glass
3. Flat Patina Caming

## GRACE PAGES 85, 152



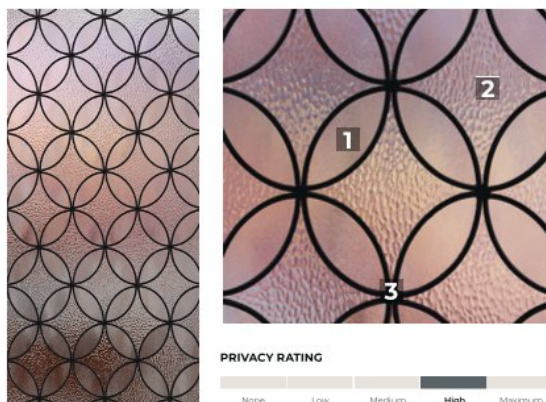
1. Micro-Cubed Glass
2. Granite Glass
3. Micro-Granite Heavy Glass
4. Clear Bevels
5. Patina Caming
6. Platinum Nickel Caming

## HEIRLOOMS PAGES 86, 153



1. Granite Glass
2. Glue Chip Glass
3. Clear Bevels
4. Brass Caming
5. Satin Nickel Caming



## HIGH POINT PAGES 87, 153



1. Chinchilla Glass
2. Hammered Glass
3. Patina Caming



## JAMESTON PAGES 88, 154




PRIVACY RATING



1. Clear Bevels
2. Glue Chip Glass
3. Granite Glass
4. Patina Caming

## LAUREL PAGES 89, 154





PRIVACY RATING



1. Glue Chip Glass
2. Clear Bevels
3. Granite Glass
4. Platinum Nickel Caming

## MAJESTIC PAGES 90, 155



PRIVACY RATING



1. Gray Softwave Glass
2. Glue Chip Glass
3. Glue Chip Bevels
4. Patina Caming
5. Platinum Nickel Caming

## MARGATE PAGES 91, 155




PRIVACY RATING



1. Frosted Glass
2. Iced Granite Glass
3. Platinum Nickel Caming

## MOHAVE PAGES 92, 156




PRIVACY RATING



1. Streamed Glass
2. Gray Softwave Glass
3. Bronze Seedy Glass
4. Pale Amber Softwave Glass
5. Micro-Iced Granite Glass
6. Small Hammered Glass
7. Clear Bevels
8. Oil-Rubbed Bronze Caming

## MONTEREY PAGES 52, 93, 156



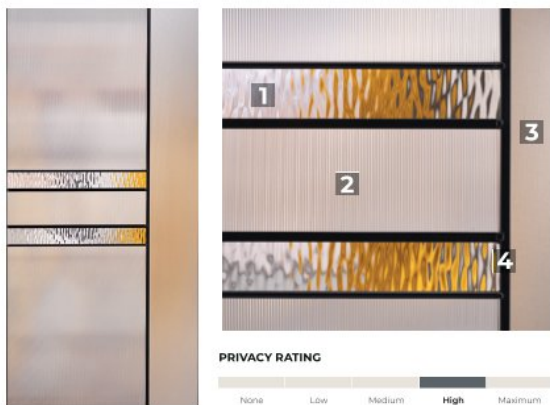
PRIVACY RATING



1. Micro-Granite Glass
2. Granite Glass
3. Clear Bevels
4. Patina Caming
5. Satin Nickel Caming



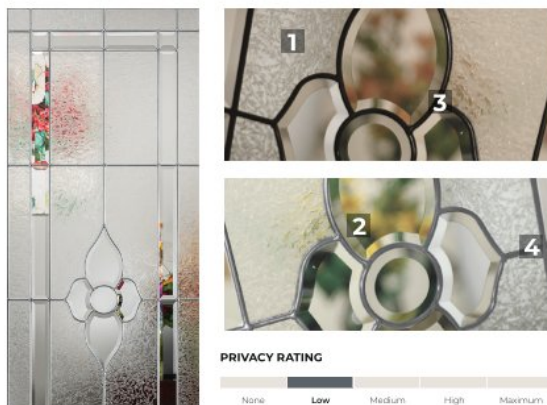
## NEO PAGES 94, 157



1. Clear Softwave Glass
2. Thin Reed Glass
3. Micro-Cubed Glass
4. Patina Caming




## NOUVEAU PAGES 95, 157



1. Glue Chip Glass
2. Clear Bevels
3. Patina Caming
4. Platinum Nickel Caming



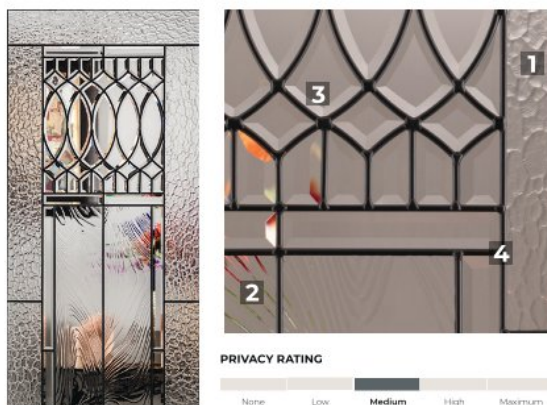
## OAK PARK PAGES 97, 158



1. Crinkle Glass
2. Thin Reed Glass
3. Flat Seedy Glass
4. Clear Bevels
5. Patina Caming



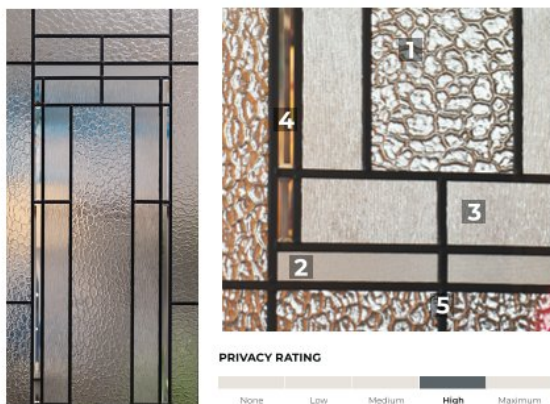
## PARIS PAGES 97, 158



1. Arctic Glass
2. Clear Renaissance Glass
3. Clear Bevels
4. Patina Caming



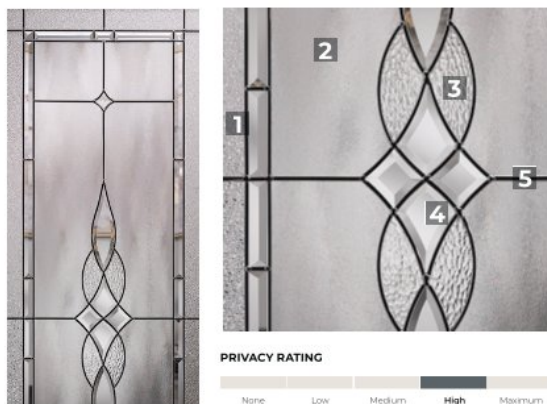
## PEMBROOK PAGES 98, 159



1. Artic Glass
2. Micro-Cubed Glass
3. Streamed Glass
4. Clear Bevels
5. Wide Flat Patina Caming



## PRESTIGE PAGES 99, 159

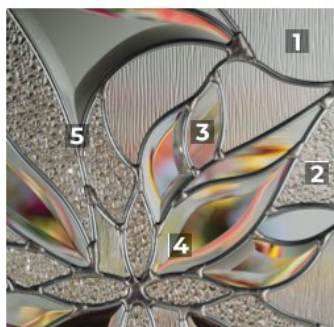


1. Iced Granite Glass
2. Chinchilla Glass
3. Hammered Glass
4. Clear Bevels
5. Black Chrome Caming





## RENEWED IMPRESSIONS PAGES 100, 160




PRIVACY RATING



1. Streamed Glass
2. Iced Granite Glass
3. Clear Renaissance Glass
4. Clear Bevels
5. Platinum Nickel Caming

## RILL PAGES 52, 101, 160

NEW

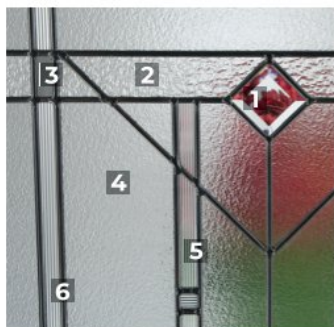



PRIVACY RATING



1. Wide Reed Glass
2. Black Aluminum Caming

## RIVERWOOD PAGES 102, 161



PRIVACY RATING



1. Clear Bevels
2. Granite Glass
3. Gray Softwave Glass
4. Micro-Granite Glass
5. Thin Reed Glass
6. Patina Caming

## STERLING PAGES 103, 161

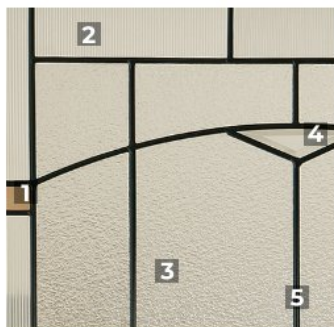


PRIVACY RATING



1. Iced Granite Glass
2. Chinchilla Bevels
3. Clear Jewels
4. Patina Caming

## TOPAZ PAGES 104, 162




PRIVACY RATING



1. Bronze Softwave Glass
2. Thin Reed Glass
3. Micro-Granite Glass
4. Clear Bevels
5. Patina Caming

## VILANO PAGES 105, 162



PRIVACY RATING


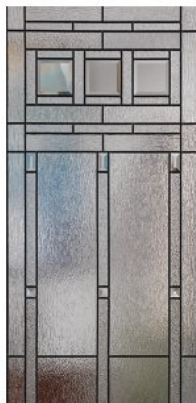


1. Gray Softwave Glass
2. Frosted Glass
3. Clear Bevels
4. Patina Caming



## VINTAGE CRAFTSMAN

PAGES 106, 163




PRIVACY RATING



1. Eaton Glass
2. Rain Glass
3. Iced Granite Glass

4. Clear Bevels
5. Patina Caming

## WATERSIDE PAGES 53, 107, 163




PRIVACY RATING



1. Clear Softwave Glass
2. Streamed Glass

3. Black Chrome Caming

## BAROQUE PAGES 108, 164




PRIVACY RATING



Texture Enclosed in Glass  
on Surface 3

## BLANCA PAGES 54, 109, 164





PRIVACY RATING



Silkscreen Enclosed in Glass  
on Surface 3

## CHINCHILLA PAGES 110, 165





PRIVACY RATING



Texture Exposed to Inside of  
Home on Surface 4

## CUBED PAGES 182



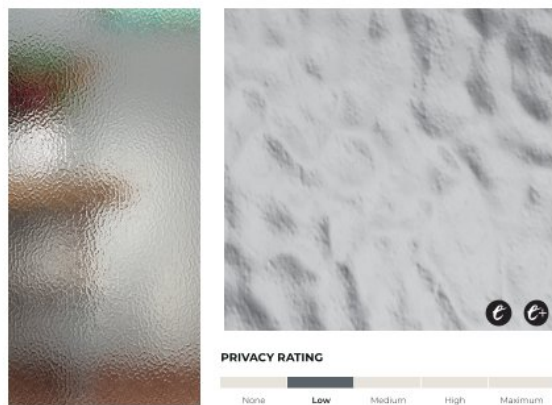
PRIVACY RATING



Texture Enclosed in Glass  
on Surface 3



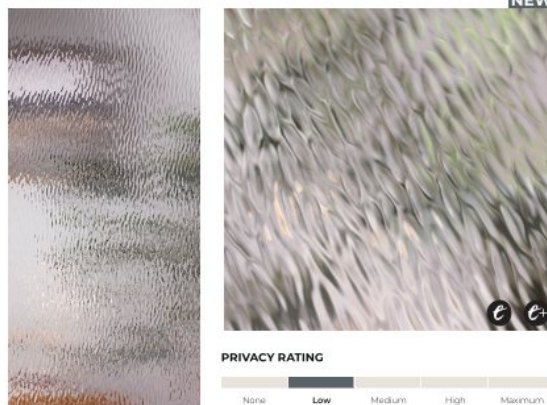
## CUMULUS PAGES 111, 165



Texture Exposed to Inside of  
Home on Surface 4

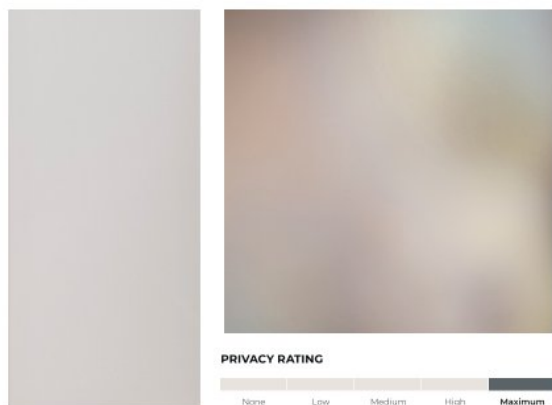
## DOUBLE WATERGLASS PAGES 55, 112, 166

NEW



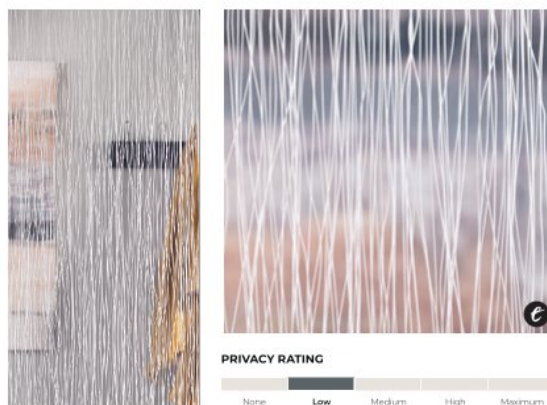
Texture Enclosed in Glass  
on Surface 3

## FROSTED PAGES 182



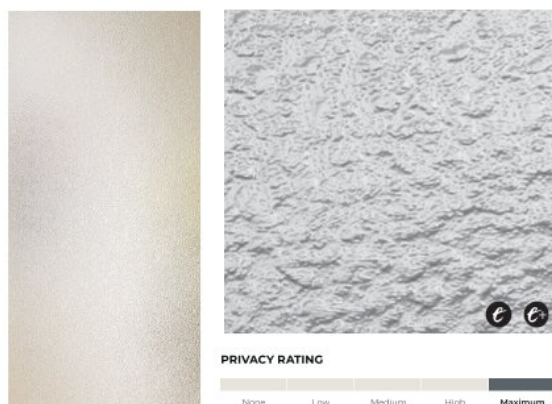
Acid Etch Enclosed in Glass  
on Surface 3

## KARMA PAGES 113, 166



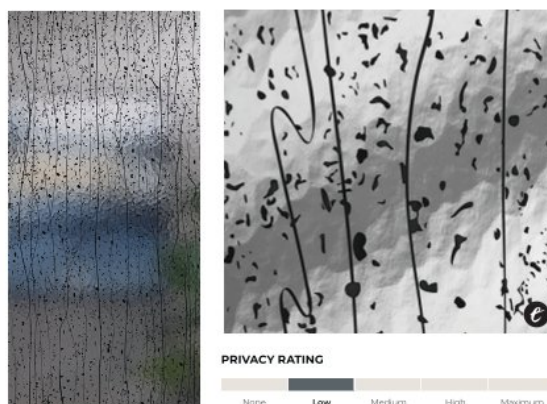
Acid Etched on Surface 3 and 4

## MICRO-GRANITE PAGES 56, 114, 167



Texture Enclosed in Glass  
on Surface 3

## MISTIFY BLACK PAGES 115, 167

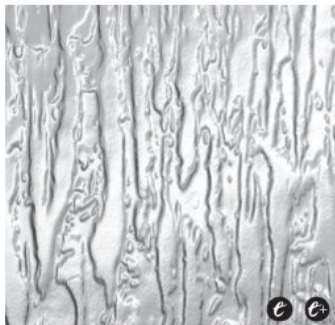


Textured Enclosed in Glass  
on Surface 3

Black Ceramic Frit Exposed to  
Inside of Home on Surface 4



## RAIN PAGES 57, 116, 168





PRIVACY RATING



Texture Enclosed in Glass  
on Surface 3

## STREAMED PAGES 118, 169



PRIVACY RATING



Texture Exposed to Inside  
of Home on Surface 4

## VAPOR PAGES 58, 119, 169




PRIVACY RATING



Texture Exposed to Inside  
of Home on Surface 4

## WIDE REED PAGES 59, 120, 170 **NEW**



PRIVACY RATING




Texture Exposed to Inside  
of Home on Surface 4




## SIMULATED DIVIDED LIGHTS **PAGES 121, 171**




1. Oak Frame
2. White Frame




Baroque | BQ



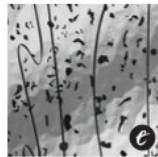
Blanca | BLC



Chinchilla | CHA




Micro-Granite | MG



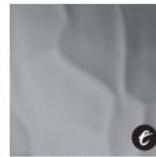
Mistify Black | MYB



Rain | RN



Streamed | STM



Vapor | VPR



Clear/Low-E | CL

## GRILLES BETWEEN GLASS **PAGES 124, 172**



Beige



Bronze/White



Tan



Black



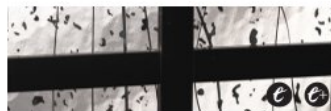
Champagne | Contoured



White | Contoured



Bronze




Mistify Black

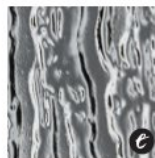
## EXTERNAL GRILLES **PAGES 130, 175**




1. White Frame



Micro-Granite | MG



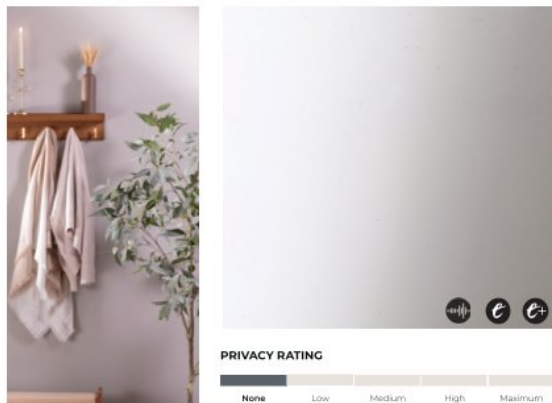
Rain | RN



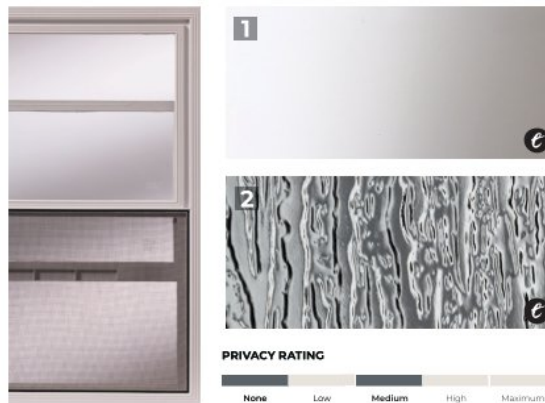
Clear/Low-E | CL




## CLEAR PAGES 66, 132, 176




## VENTS PAGES 133, 177



## BLINDS + GLASS PAGES 67, 134, 178



## TRIPLE GLAZED ENCLOSED BLINDS PAGES 137, 179



Low-E available with hard coat finish (CS73) or soft coat finish (180)

Low-E+ available with soft coat finish (270 or 366)

Sound Transmission Coefficient (STC). STC >30. Doorglass shown with this icon has an STC rating above 30 and offers enhanced noise reduction.

800.253.3900 · odi.com/catalog



# Doorglass Privacy

Not all privacy ratings are created equal. Because there's no industry standard for measuring doorglass opacity, each manufacturer defines "privacy" differently making direct comparisons difficult.


ODL is setting a new benchmark with a consistent, data-driven approach. Using spectrophotometer testing, we assign an objective privacy value to every doorglass design. The result—a clear, reliable rating system you can trust.

Our Privacy Rating Scale visually represents how much visibility each design allows, helping you choose the right balance of light and privacy for any space.

The examples below illustrate one doorglass design within each of the five privacy levels. To explore more, visit [odl.com/catalog](http://odl.com/catalog).



**NO PRIVACY**



**LOW PRIVACY**



**MEDIUM PRIVACY**



**HIGH PRIVACY**



**MAXIMUM PRIVACY**

# Doorglass Frames

## INNOVATION, DESIGN, AND PERFORMANCE

For more than 80 years, ODL has led the industry in doorglass framing systems. With the widest selection of styles, materials, and colors, our frames are engineered for reliability, crafted for versatility, and designed to enhance any entryway.

### INNOVATION

The right frame solves the right problems. Inferior frames cause issues like squeeze-out, corner flare, and yellowing—so we designed ours differently. From Resolve® dry-glaze compression seals and ZEEL's screwless clip system to Evolve's Galaxy™ screw bosses and the Keystone frame featuring our Grip-and-Release System (patent pending), ODL frames install cleaner, perform stronger, and last longer. It's why pre-finishers and builders alike trust ODL for frames that look better and endure more.

### DESIGN

Frames should complement the door, not compete with it. From the minimalist look of ZEEL and Keystone to the architectural detail of Spotlights, ODL frames elevate every aesthetic—from traditional to modern.

### PERFORMANCE

ODL frames are engineered and third-party tested to meet or exceed North American Fenestration Standard (NAFS) requirements for structural integrity, water resistance, air tightness, and forced entry.





# SEVEN FRAMES. ENDLESS POSSIBILITIES.

From classic to contemporary, ODL offers seven distinct frame systems—each engineered to solve real installation challenges, elevate design, and deliver proven performance across every material, style, and application.



## STANDARD

Available in White or Oak



## EVOLVE®

Available in White or Oak



## ZEEL®

Available in White



## CRAFTSMAN

Available in White, Oak or Mahogany



## EVOLVE SDL

Available in White or Oak



## SPOTLIGHTS®

Available in White



## KEYSTONE IMPACT RATED

Available in White

Frame	Standard		Evolve		ZEEL	Craftsman		Evolve SDL	Spotlights	Keystone Impact Rated
	Oak	White	Oak	White	White	Oak/Mahogany	White	White/Oak	White	White
<b>Frame Material</b>	<b>FiberPRO®</b>	<b>HP</b>	<b>FiberPRO</b>	<b>HP</b>	<b>FiberMate Plus®</b>	<b>FiberMate®</b>	<b>HP</b>	<b>FiberMate</b>	<b>HP</b>	<b>uPVC</b>
Compression seal/no squeeze out			■	■	■			■	■	■
Designed to reduce scalloping			■	■	■	■	■	■	■	■
Best defense against air/water infiltration			■	■	■			■	■	■
No screw plugs					■					■
Easy-install screw plugs	■	■	■	■		■	■	■	■	
Paints without adhesion promoter	■		■		■	■		■	■	■
Stainable	■		■		■	■		■	■	■
No finishing required		■		■			■			■
Impact-rated for FL & TX hurricane zones										■
Flat Profile					■	■	■		■	■



## Configure. Price. Quote.

CUSTOM DOORGLASS  
INCLUDING BLINDS + GLASS,  
CLEAR, AND GBGS

### HOW IT WORKS:

- Call your ODL sales representative to kick off a new CPQ project
- With your sales representative, define your specs (size, color, etc.)
- We will send you a quote and part number
- Submit your PO with that part number and received it within 2-4 weeks.






**CUSTOM BLINDS + GLASS**



**CUSTOM GRILLES**



**CUSTOM CLEAR GLASS**

# Custom Solutions

## ELEVATE YOUR ENVIRONMENT WITH THE LEADERS IN DECORATIVE GLASS

We don't just create glass; we craft stunning, custom works of art tailored to elevate your architectural vision. We deliver unparalleled design expertise and exquisite decorative panels for windows, transoms, doors, and unique installations.

We specialize in diverse sizes, shapes, and designs, offering both decorative glass and metal panels that mimic wrought iron. Our solutions cater to residential and light commercial needs.

From design to delivery, we ensure an exceptional experience. Trust ODL Custom Solutions to bring your vision to life with stunning glass that shines.

Ready to transform your space?

Ordering is simple! Follow these easy steps:

### VISIT OUR WEBSITE

Explore our range of custom glass options at [odl.com/custom-solutions](https://odl.com/custom-solutions).

Here, you'll find inspiration and details about our products.

### GET IN TOUCH

Have questions? Reach out to our dedicated team of experts at [custom.products@odl.com](mailto:custom.products@odl.com) for general inquiries.

### CALL US

Prefer a personal touch? Give us a call at **614-539-8740**.

We're ready to discuss your requirements and guide you through the ordering process.







## GRILLES BETWEEN GLASS

Bring light and beauty to your entryway with our custom Grilles Between Glass. Available for framed doorglass and sidelights, fixed windows, transoms, and direct-set sidelights.

Unlock endless doorglass possibilities with our new Configure, Price, Quote (CPQ) tool. Effortlessly explore a wide range of customized options tailored to your needs, all with quick and accurate results. Whether for aesthetics or functionality, our CPQ tool provides the flexibility and precision you need to bring your project to life.

GRID STYLES: Art & Crafts, Prairie, and Classic

BAR PROFILES: Standard Flat (5/8"), Wide Flat (7/8"), and Contoured (11/16")

BAR COLORS: White, Champagne, Black, Bronze, Tan, Bronze/White

GBG CONFIGURATIONS: Number of horizontal and vertical bars

These options can be applied to any glass size and paired with Low-E and impact rated options for ultimate control.

Limitless possibilities. 4-week lead time.  
No minimum orders. Immediate pricing.

## PICTURE WINDOWS

Decorative glass windows remain a work of art in any application. Whether your project is a bay window above your bathtub or the historical preservation of a commercial building, our in-house team will help you choose the right design for the expression of art you desire.

We also offer laminated glass options to help noise suppression in urban areas or provide extra protection in severe weather regions. For projects requiring impact performance, ODL Custom Solutions is approved to manufacture impact picture windows under Florida approval FL27399.

- Insulation options include Clear, Low-E, Laminate or select textured glasses
- Available in 3/4", 7/8", and 1" overall thickness
- Can accommodate up to a 25 sq.ft. window



## TRANSOMS

Allow more light into your home with custom transoms. We can build any design and size to fit your entryway. Custom transoms are built with a durable composite jamb in two finishes: primed white for painting or woodgrain for staining. Our design team will help you choose the size, shape, jamb thickness and glass for your transom application.


- Rectangle and shape frame profiles available
- Paintable and stainable maintenance free materials
- Three jamb sizes: 4 9/16", 5 1/4", and 6 9/16"

## IMPACT RATED TRANSOMS


- Florida approval number #FL27399
- Meets Florida Severe Weather requirements of +/- 60 DP Design Pressure
- Transom IG has exterior backer glass and interior laminated PVB layer for maximum safety
- Specially designed trim strip allows for maximum water run off
- Order with or without brickmold
- Available in a composite jamb primed white




### TRANSOM AND DIRECT SET SIDELIGHT GLASS OPTIONS




Clear



Chinchilla



Cumulus



Double Waterglass



Rain






## DIRECT SET SIDELIGHTS

Enhance your modern home with our direct set sidelights, designed to seamlessly complement the Contemporary fiberglass door collection. Here's why they're the perfect choice for your entryway:

- **Sleek Design:** With clean lines and a minimalist approach, these sidelights add contemporary appeal without overwhelming your entry.
- **No Sash Needed:** Our design eliminates the need for a sidelight sash, providing a seamless look that enhances curb appeal and allows natural light to flood your space.
- **Versatile Options:** Available in a range of sizes and glass styles—including clear, Low-E, and textured options—you can customize the look to fit your home's aesthetic.
- **Size Variety:** Suitable for 6'8", 7'0", and 8'0" doors\*, our sidelights are available in any width, including the most common sizes: 12", 14", 16", 18", and 20".
- **Airy Feel:** The simplistic design creates an open, airy feeling, making your entryway welcoming and bright.




Satin Etch



Streamed



Vapor



Wide Reed


# CUSTOM DOORGLASS: CAMED DESIGNS

With our custom capabilities, we can bring virtually any camed pattern to life by combining glass textures, colors, and profiles to reflect your unique vision.


## 01. CHOOSE YOUR GLASS



1 1/4" Beveled Clear



Artic




Chinchilla




Clear Baroque




Clear Granite




Clear Hammered Small




Clear Narrow Reeded




Clear Waterglass




Flemish



Pattern 62



Satin Etch




Rain


## 02. CHOOSE YOUR CAMING COLOR




7/32" Antique Bronze Patina



7/32" Round Black Chrome



7/32" Round Black Patina



7/32" Round Brass



7/32" Round Oil-Rubbed Bronze



7/32" Round Satin Nickel




7/32" Round Zinc



1/2" Flat Black Patina

## 03. CHOOSE YOUR CAMING CONFIGURATION

Full Light




15L



10L




5L

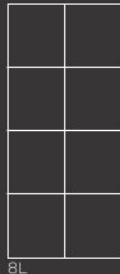


5L

3/4 Light




12L



8L




4L

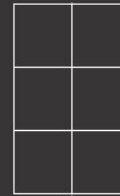


4L

Half Light




9L



6L




3L



3L

1/4 Light



9L



6L



3L

## 04. CHOOSE YOUR FRAME



**EVOLVE®**

Available in White or Oak



**ZEEL®**

Available in White



**CRAFTSMAN**

Available in White, Oak or Mahogany



**EVOLVE® SDL**

Available in White or Oak



**SPOTLIGHTS®**

Available in White



**KEYSTONE IMPACT RATED**


Available in White



# CUSTOM DOORGLASS: GRILLES BETWEEN GLASS (GBGs)


With our custom capabilities, we can bring virtually any divided light pattern to life by combining glass textures, colors, and profiles to reflect your unique vision.

## 01. CHOOSE YOUR GLASS (EXTERIOR PANE)



Clear, Low-E 366, or Laminated

## 02. CHOOSE YOUR GLASS (INTERIOR PANE)




Clear




Chinchilla



Flemish




Satin Etch



Rain

## 03. CHOOSE YOUR GRILLE BAR\*




5/8" White Contour



7/8" and 5/8" White



7/8" and 5/8" Black



7/8" and 5/8" White/Black

## 04. CHOOSE YOUR INSULATED GLASS SIZE



22x80 | 20x80



8x80



22x64 | 20x64



7x64



22x48



8x48



22x36



8x36



22x17



22x10

## 05. CHOOSE YOUR FRAME



**EVOLVE®**

Available in White or Oak



**ZEEL®**

Available in White



**CRAFTSMAN**

Available in White, Oak or Mahogany



**EVOLVE® SDL**

Available in White or Oak



**SPOTLIGHTS®**

Available in White



**KEYSTONE IMPACT RATED**

Available in White

\*Custom grille bar colors available

# Impact Rated Solutions

If you live in a zone with severe weather and high winds, your entry door is more than just a design element. During a hurricane, it can protect your family and home from harm. Impact rated door systems and doorglass are essential to your security and peace of mind.

At ODL, we've been fabricating severe weather and impact products for decades. We're proud to offer builders, renovators, and homeowners impact rated door systems that are durable, beautiful, and most importantly, able to protect their homes from severe weather.\*

Look for the 🌀 (HVHZ / WBDR Approved Options) and 🌀 (WBDR Approved Options) symbols throughout the catalog and in our Product Guides on pages 184-193 for Impact Rated Products.

- Available in Rift Cut or Satin Smooth, textured fiberglass doors are ready-to-paint or stain to complement your home
- Provides exceptional strength and impact resistance
- Constructed with an enhanced 4" full-length engineered lumber lock stile for rigidity and security
- Composite capped LVL stiles and composite top and bottom rails protect against water absorption, rot, mold and wood-ingesting insects
- Square-edge door design for true-to-wood characteristics
- Energy-efficient, high-density foam core
- Available in 6'8" and 8'0" door heights
- See ODL's latest Florida Product Approvals at [floridabuilding.org](http://floridabuilding.org) (search: ODL).





# ODL IMPACT RATED FIBERGLASS ENTRY DOOR SOLUTIONS

## DURABLE, HIGH-QUALITY MATERIALS

Because we use high-grade fiberglass, engineered lumber, and high density foam for our impact door and high-grade plastic and laminated glass for our severe weather doorglass and frames, our impact rated products are engineered for the toughest weather conditions. You never have to worry about our product's integrity compromising the strength of your door's system, creating the security you need in almost all geographic locations.

## BEAUTIFUL, FUNCTIONAL DESIGN

Functional products and systems should be able to protect your home without sacrificing your taste and style. Our products are engineered to protect and designed to match the style of any home. And unlike storm shutters, installing ODL Doors with Impact Rated Doorglass on your home invites daylight into your home while protecting from severe weather.

## INDUSTRY-LEADING CERTIFICATIONS

Our products are engineered, tested, and certified to meet the Florida building codes approval. Individual components undergo extensive testing and analysis to ensure their efficacy as individual components and as part of a system.

## ADDED VALUE, NOISE SUPPRESSION


ODL Impact Rated Doorglass provides you with a quieter solution over storm shutters, carrying a sound transmission class rating up to 39 dB for a level of sound suppression that is welcomed year-round.

Third party test reports are available at: [odl.com/stc](http://odl.com/stc)



## KEYSTONE IMPACT RATED FRAME

- Flat, 3/8" frame profile with no visible screw hole plugs, cover caps create a seamless finish
- uPVC vinyl material is easier to install than typical aluminum frames
- Co-extruded seal stops debris from collecting between the frame and the glass or door
- Ships with Dow 995 pre-applied from the factory
- Meets Florida Building Code requirements of +/- 65 DP





EXPLORE MORE WITH  
OUR CATALOG+



215 E. ROOSEVELT AVE.  
ZEELAND, MI 49464  
800.253.3900 | ODL.COM  
ODL.COM/CATALOG

f in @ y  
225416 (12/25)